


## 252

### Features

Straight type, low radial clearance  
 (8) sets of clamps cover the entire range  
 One mandrel covers entire range  
 Can be positioned in any direction  
 Self-centering Clamping system  
 Easy set up & operation  
 Electric or Pneumatic driven for option

### The ID-Mounted

IDP-252 is a wide working range machine cover 3" -10" OD pipe, makes it as a popular machine on the market. End prepping carbon steel, stainless steel, P-91 and other hard material.



YouTube

### IDE-252



IDE Electric drive is interchangeable with Pneumatic drive, only change the motor.

### IDP-252



### Tool Bits

Standard tool:  
 V type beveling  
 U type beveling  
 Facing

\* Contact us for tooling chart

\* Consult with us for special demand



J-Prep. Tool



V-Prep. Tool



Facing Tool

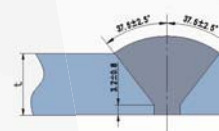


Inside Beveling

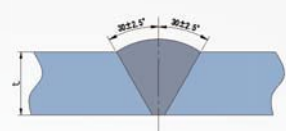
### Specification

Model	IDP-252	IDE-252
Driven	Pneumatic	Electric
Power Supply	1200L/Min@0.6Mpa	220-240V 1PH 50/60HZ
Motor Power	1.5HP	1200W
Clamping Range(ID)	80-260mm	80-260mm
Working Range (OD)	10"(273.05mm)	10"(273.05mm)
Wall Thickness	≤20mm	≤20mm
Rotation Speed	44r/Min	25r/min
Working Weight	37kgs	40kgs
Shipping Weight	48kgs	51kgs
Packing Size	720x375x315mm	720x375x315mm

### Typical Buttwelding



37.5 deg. V T type beveling with 1.6mm root



30 deg. V type beveling

### Standard Supply:

Machine with its driven motor  
 Full set expanding blocks

Hand tools, Manual  
 Package: plywood case