

GCM-R3T

Edge Rounding Machine

Features

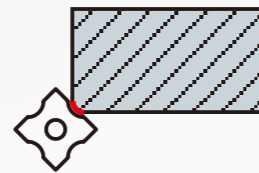
- High efficiency rounding speed 0-6M/Min
- Reduce labor intensity, 1 machine=4 persons
- Rounding straight or curve plate
- Flexible spindle design reduces insert consumption
- Edge rounding evenly, No processing stress
- Cold rounding, edge roughness Ra3.2-6.3

Specification

Power Supply	AC220V/380V/415V
Total Power	790W
Radius	R2/R3
Plate Width	>100mm
Plate Thickness	6~40mm
Plate Length	>100mm
Feed Speed	0~6.0m/min
Work-table Size	W800*L900mm
Work-table Height	810~850mm
Area Covered	1000*1000mm
Net Weight	336kg




Max.Speed:6m/min



Single Edge

Application



GCM-R3TD

Double Cutter Edge Rounding Machine

Features

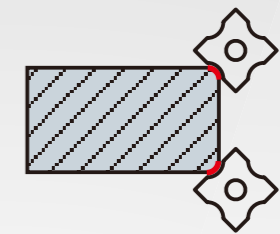
- High efficiency rounding speed 0-6M/Min
- Reduce labor intensity, 1 machine=4-6 persons
- Rounding straight or curve plate
- Flexible spindle design reduces insert consumption
- Edge rounding evenly, No processing stress
- Cold rounding, edge roughness Ra3.2-6.3

Specification

Power Supply	AC220V/380V/415V
Total Power	~2400W
Radius	R2/R3
Plate Width	>100mm
Plate Thickness	8~60mm
Plate Length	>300mm
Feed Speed	0~4.0m/min
Work-table Size	W510*L1480mm
Work-table Height	840~900mm
Area Covered	1480*1140mm
Net Weight	850kg



Max.Speed:4m/min



Double-Edge

Application

